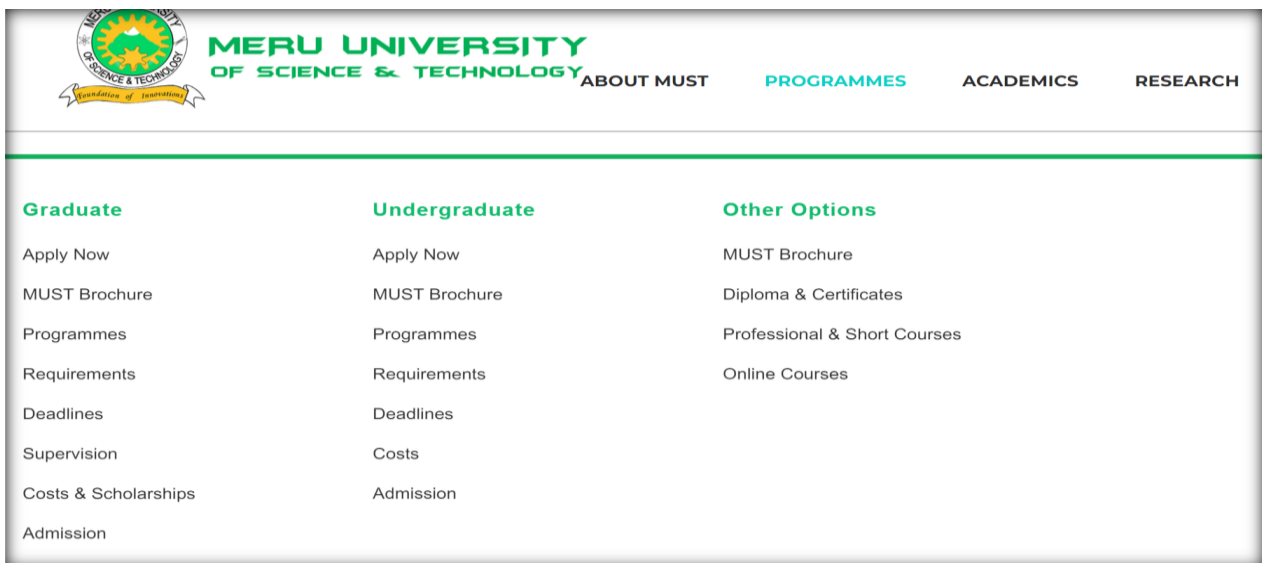


MERU UNIVERSITY OF SCIENCE AND TECHNOLOGY: HOW TO PAY EDUCATIONAL CHARGES THROUGH ECITIZEN PLATFORM FOR NEW STUDENTS

Meru University of Science and Technology wishes to notify all stakeholders that payment should be made through the Paybill Number 222222 (eCitizen platform). This is in line with the Presidential Directive requiring the public to pay for all government services using the Paybill Number. Students are advised to follow the following steps:

1. Open Meru University of Science and Technology website: <https://www.must.ac.ke/>
2. On the drop-down menu, go to 'PROGRAMMES' and click "Apply Now" and follow the prompt to complete the application process.



After filling in all the required data in Section 1 of 3 to Section 3 of 3, click "Submit & Finish".

The screenshot shows a form titled "Section 3 of 3 - Academic Grades (KCSE/CUE Equivalent)". The form includes a table with columns for Subject, Grade, and Action. Below the table, there are dropdown menus for Subject and Grade, and an "Add Grade" button. At the bottom, there is a "Submit & Finish" button.

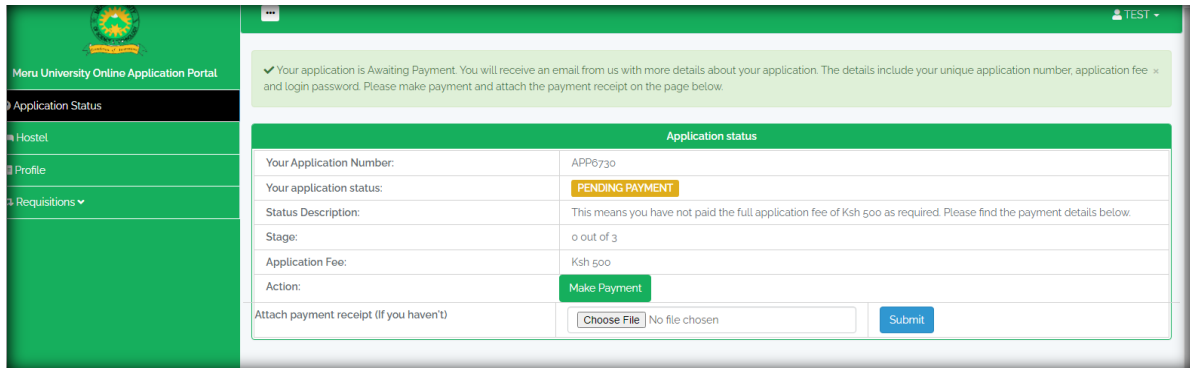
Subject	Grade	Action
Agriculture	A	Remove
Biology	A	Remove
Business	A	Remove
Maths	A	Remove
English	A	Remove
Religious Studies	B	Remove

Subject: --Select-- Grade: --Select-- Add Grade

Submit & Finish

3. Initiate Payment Process

The next step after “Submit & Finish” is making payment. Click “Make Payment” to generate an invoice.



Meru University Online Application Portal

Application Status

Hostel

Profile

Requisitions

Application status

Your Application Number: APP6730

Your application status: **PENDING PAYMENT**

Status Description: This means you have not paid the full application fee of Ksh 500 as required. Please find the payment details below.

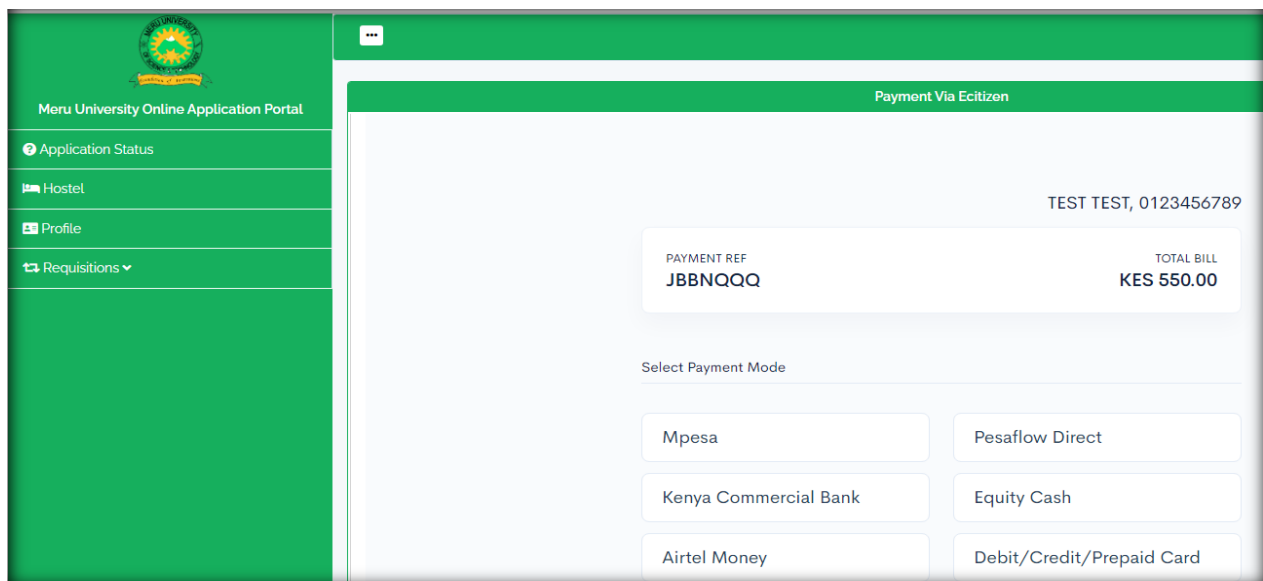
Stage: 0 out of 3

Application Fee: Ksh 500

Action: **Make Payment**

Attach payment receipt (if you haven't): No file chosen

An invoice will be generated with a unique invoice number referred to as “Payment Ref.”. This number replaces your Application Number when making mobile or cash payment at the bank. The initial process of using Application Numbers was scrapped following the government’s shift to a centralized payment method. Hence, this is the new way of paying your educational charges. The invoice has an additional KShs. 50 “convenience fee”. Please note that the convenience fee is charged by eCitizen and not Meru University.



Meru University Online Application Portal

Application Status

Hostel

Profile

Requisitions

Payment Via Ecitizen

TEST TEST, 0123456789

PAYMENT REF: **JBBNQQQ** TOTAL BILL: **KES 550.00**

Select Payment Mode

Mpesa

Pesaflo Direct

Kenya Commercial Bank

Equity Cash

Airtel Money

Debit/Credit/Prepaid Card

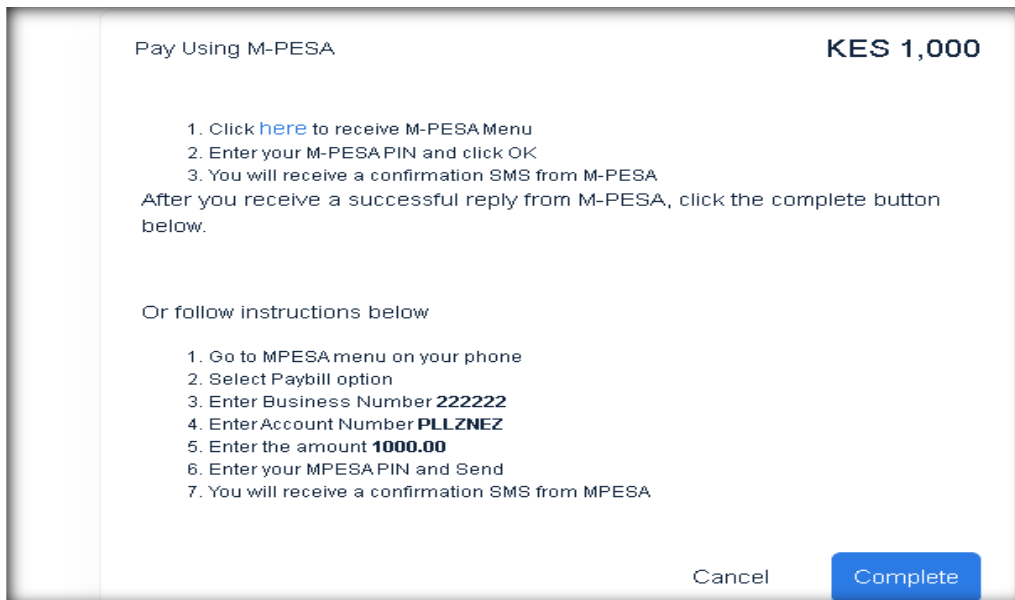
4. Choose your preferred payment method:

- i. KCB Cash
- ii. Equity cash
- iii. Mpesa
- iv. Airtel Money
- v. Pesaflo Direct
- vi. etc.

Please note that new payment modes such as **National Bank of Kenya (NBK)** and **Cooperative Bank** will be brought on board in due course.

5. Follow the prompts and click '**Complete**' to finalize your fee payment. If you decide to pay your school fees via:

a) **Mpesa:**



Pay Using M-PESA KES 1,000

1. Click [here](#) to receive M-PESA Menu
2. Enter your M-PESA PIN and click OK
3. You will receive a confirmation SMS from M-PESA

After you receive a successful reply from M-PESA, click the complete button below.

Or follow instructions below

1. Go to MPESA menu on your phone
2. Select Paybill option
3. Enter Business Number **222222**
4. Enter Account Number **PLLZNEZ**
5. Enter the amount **1000.00**
6. Enter your MPESA PIN and Send
7. You will receive a confirmation SMS from MPESA

Cancel Complete

b) Cash payment (KCB or Equity banks)

If you decide to pay cash using a bank, follow steps 1 to 5 above. If you choose “preferred payment method” as Equity bank, you must visit an Equity bank branch. Similarly, if you decide to pay your fees in KCB, please visit one of KCB branches. The teller at the bank will require the “**Bill Reference Number**” which is the “Payment Ref” (Step 4 above).

[Download Instructions](#)

Pay using Equity Cash **KES 1000**

Service: Tuition fee
Application No: MUSTSINV4379

1. Visit Equity Branch
2. Ask to make Tuition fee Cash payment
3. Bill Reference Number: YJJAVKK
4. Amount. KES 1000

Once you have made the deposit. Click complete below.

[Cancel](#) [Complete](#)