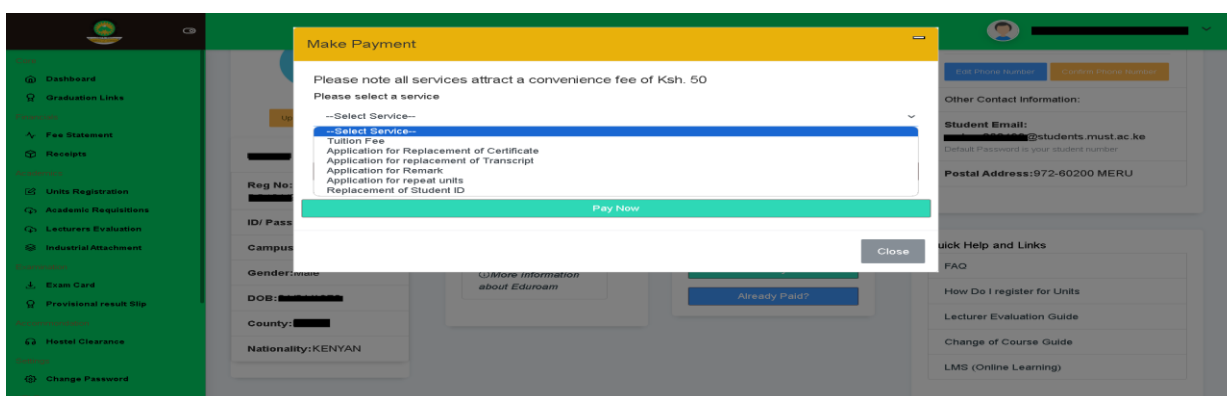


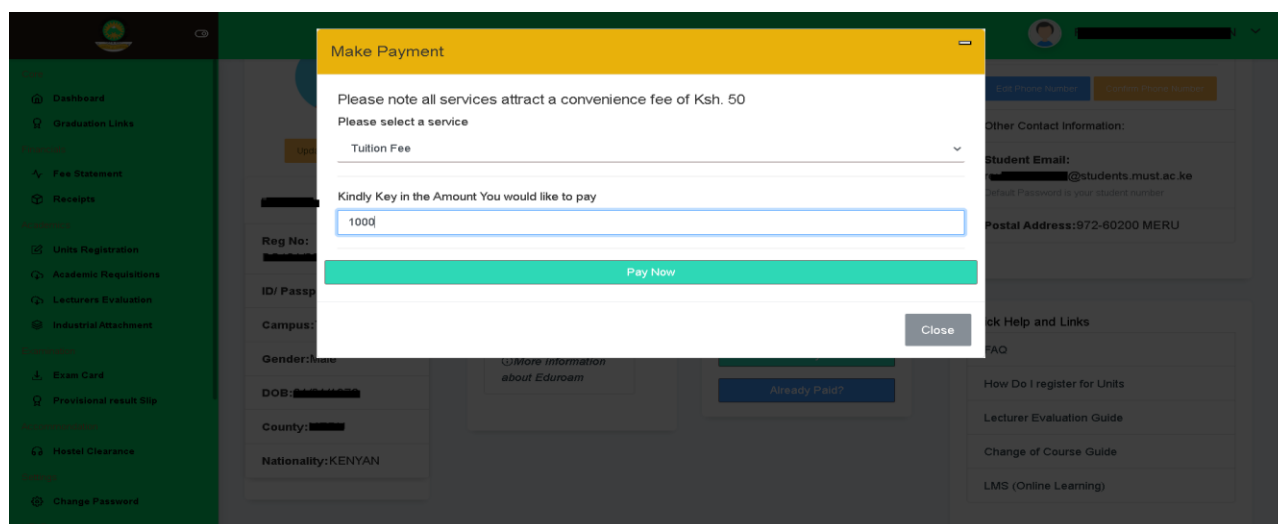
MERU UNIVERSITY OF SCIENCE AND TECHNOLOGY: HOW TO PAY EDUCATIONAL CHARGES THROUGH ECITIZEN PLATFORM

Meru University of Science and Technology wishes to notify all stakeholders that payment should be made through the Paybill Number 222222 (eCitizen platform). This is in line with the Presidential Directive requiring the public to pay for all government services using the Paybill Number. Students are advised to follow the following steps:

1. login to the student portal <https://student.must.ac.ke/>
2. On your dash board, go to “Fee Payment”



3. Under Fee Payment, click “Make Payment” and select the service you wish to pay for (e.g. Tuition Fees)



4. Key in the amount you wish to pay plus the KShs. 50 transaction cost and click “**Pay Now**”. The number should be in the format XXXXX without commas. For example, if your fee balance of KShs. 950, enter as 1000 (i.e. KShs. 950 plus KShs. 50 convenience fee). Please note that KShs. 50 convenience fee is charged by eCitizen and not Meru University

An invoice will be generated with a unique invoice number referred to as “**Payment Ref.**”. This number replaces your Admission Number when making mobile or cash payment at the bank. The initial process of using Admission Numbers was scrapped following the government’s shift to a centralized payment method. Hence, this is the new way of paying your educational charges.

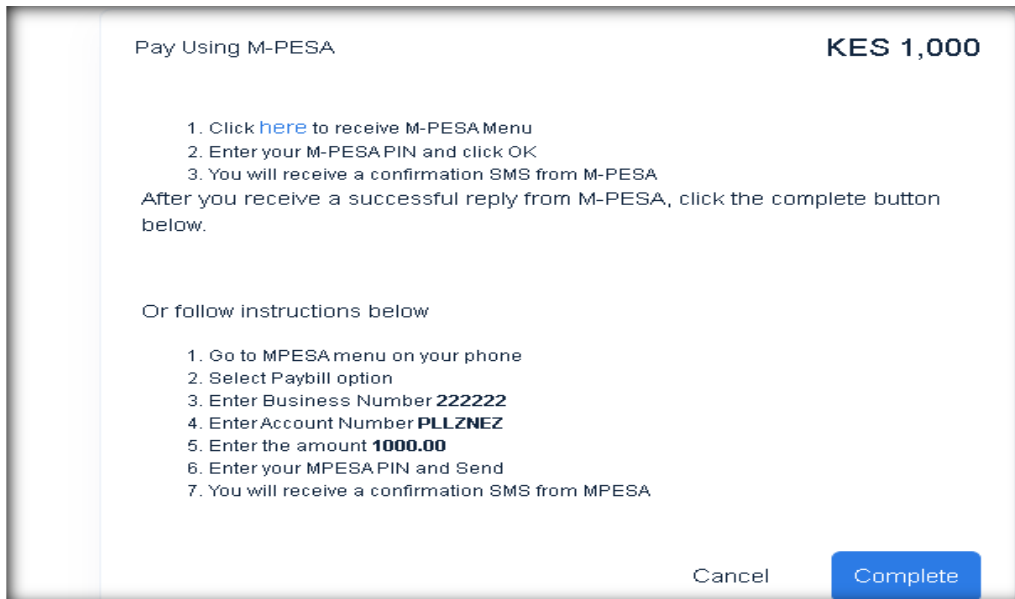
The screenshot displays the 'Payment via eCitizen' interface. At the top, there is a header with the university logo and a user profile icon. The main content area shows a payment summary with a 'PAYMENT REF' of 'PLLZNEZ' and a 'TOTAL BILL' of 'KES 1,000.00'. Below the summary, there is a 'Select Payment Mode' section with several buttons: 'Mpesa', 'Pesaflo Direct', 'Kenya Commercial Bank', 'Equity Cash', 'Airtel Money', and 'Debit/Credit/Prepaid Card'. A green sidebar on the left contains various navigation options such as 'Fee Statement', 'Receipts', 'Units Registration', 'Academic Requisitions', 'Lecturers Evaluation', 'Industrial Attachment', 'Exam Card', 'Provisional result Slip', 'Hostel Clearance', and 'Change Password'.

5. Choose you preferred payment method:

- KCB Cash
- Equity cash
- Mpesa
- Airtel Money
- Pesaflo Direct
- etc.

Please note that new payment modes such as **National Bank of Kenya (NBK)** and **Cooperative Bank** will be brought on board in due course.

6. Follow the prompts and click '**Complete**' to finalize your fee payment. e.g. If you decide to pay your school fees to via:
- a) Mpesa:



Pay Using M-PESA KES 1,000

1. Click [here](#) to receive M-PESA Menu
2. Enter your M-PESAPIN and click OK
3. You will receive a confirmation SMS from M-PESA

After you receive a successful reply from M-PESA, click the complete button below.

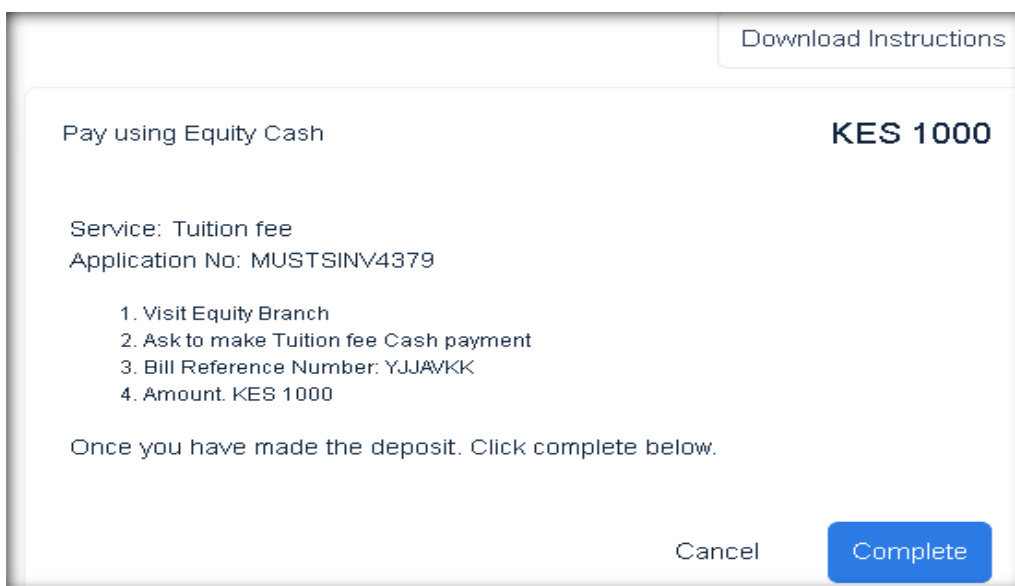
Or follow instructions below

1. Go to MPESA menu on your phone
2. Select Paybill option
3. Enter Business Number **222222**
4. Enter Account Number **PLLZNEZ**
5. Enter the amount **1000.00**
6. Enter your MPESAPIN and Send
7. You will receive a confirmation SMS from MPESA

Cancel Complete

- b) Cash payment (KCB or Equity banks)

If you decide to pay cash using a bank, follow steps 1 to 5 above. If you choose “preferred payment method” as Equity bank, you must visit an Equity bank branch. Similarly, if you decide to pay your fees in KCB, please visit one of KCB branches. The teller at the bank will require the “**Bill Reference Number**” which is the “Payment Ref” (Step 4 above).



Download Instructions

Pay using Equity Cash KES 1000

Service: Tuition fee
Application No: MUSTSINV4379

1. Visit Equity Branch
2. Ask to make Tuition fee Cash payment
3. Bill Reference Number: YJJAVKK
4. Amount. KES 1000

Once you have made the deposit. Click complete below.

Cancel Complete